

**PLEASE CONFIRM ALL DIMENSIONS**  
 ENSURE ALL LIGHTS, ELECTRICAL FIXTURES, MECHANICAL DUCTS, PLUMBING, ETC. DO NOT ENCRUCH IN THE AREA REQUIRED TO HANG AND OPERATE THIS DEVICE.  
 QUED WILL NOT BE RESPONSIBLE FOR ANY MODIFICATIONS TO THE HANGING AREA DIMENSIONS AFTER FIELD CHECK AND APPROVED SHOP DRAWINGS.

1. THE COPYRIGHT OF THIS DRAWING IS VESTED IN "GRAND SLAM SAFETY QUED" AND IT MAY NOT BE REPRODUCED IN WHOLE OR PART OR USED FOR THE MANUFACTURE OF ANY ARTICLE WITHOUT THE EXPRESS PERMISSION OF THE COPYRIGHT HOLDERS.  
 2. WORK TO FIGURED DIMENSIONS ONLY.  
 3. THIS DRAWING IS TO BE READ IN CONJUNCTION WITH ALL RELEVANT ARCHITECT'S, SERVICE ENGINEERS AND "GRAND SLAM SAFETY QUED" DRAWINGS AND SPECIFICATIONS.

**RETRACTABLE BATTING CAGE**  
 (#36 BLACK FR KNOTTED BASEBALL (1-3/4") NETTING)

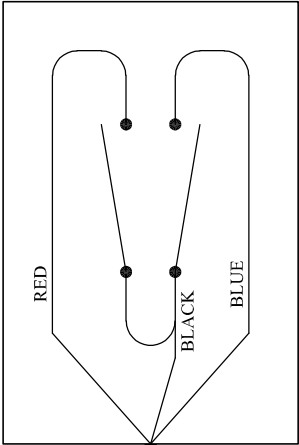
TITLE: RETRACTABLE BATTING CAGE

PROJECT NAME:			
SCALE: 1/250	DATE: MAY 22, '19	DRAWN: KC	CHECKED: BA
P.O. NO: G552019-0182	DRAWING NO:	REVISION:	6182-08A

208V, 3-PHASE

W/ DISCONNECT

SELECTOR SWITCH  
SPRING LOADED  
WITH 2 CONTACTORS



**GRAND SLAM SAFETY**  
 WWW.GRANDSLAMSAFETY.COM

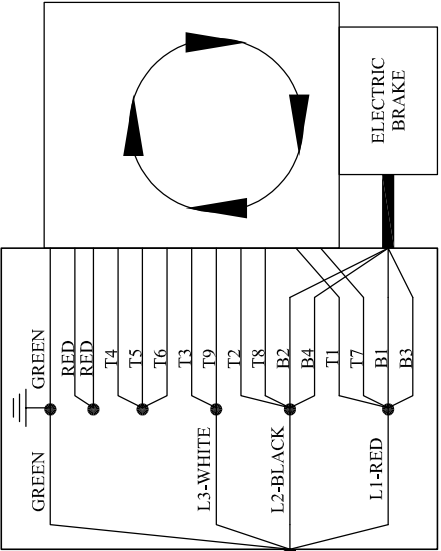
SPECTO® SPORT FENCING SOLUTIONS

Head Office: 5000, L.L. Rd. • 27080, Raleigh, NC • 919-876-1000  
 P.O. Box 1000 • Raleigh, NC • 919-876-1001

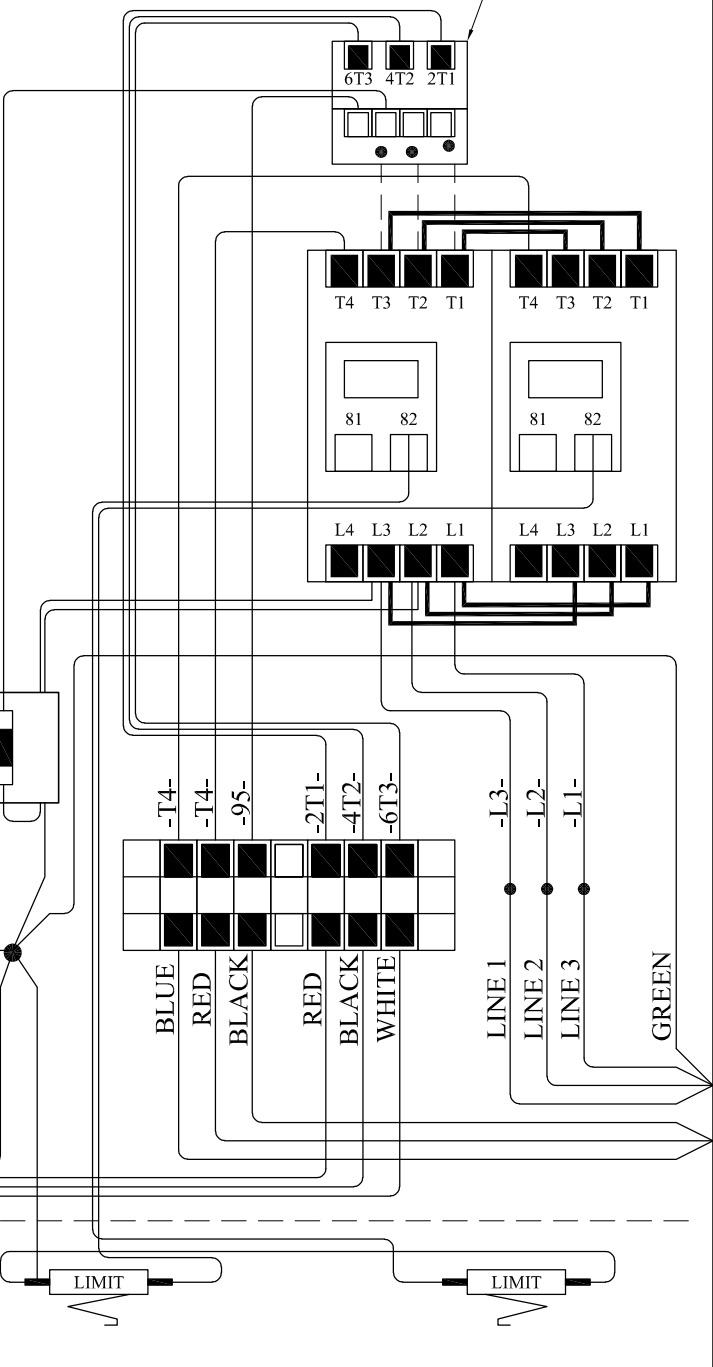
TITLE **WIRING DIAGRAM**  
**#4-1/208-3/01 (2 HP)**

TRANSFORMER	PRI 208 - 240 V , 50/60 Hz
	INPUT BROWN - BROWN
SEC 120 V , 50/60 Hz	
OUTPUT BLACK - BLACK	

2 HP, 1740 RPM  
 208 V - 230/190/460/380  
 TEFC, 145C FRAME  
 3 PHASE, 60/50Hz



FUSE - MAX. 1.0 AMP -  
 250 VOLTS - 3AG



THERMAL OVERLOAD RELAY  
 6.3...10A

LINE 1  
 LINE 2  
 LINE 3  
 GREEN

-T4- BLUE  
 -T4- RED  
 -95- BLACK  
 -2T1- RED  
 -4T2- BLACK  
 -6T3- WHITE

LIMIT

LIMIT

ELECTRIC  
 BRAKE

